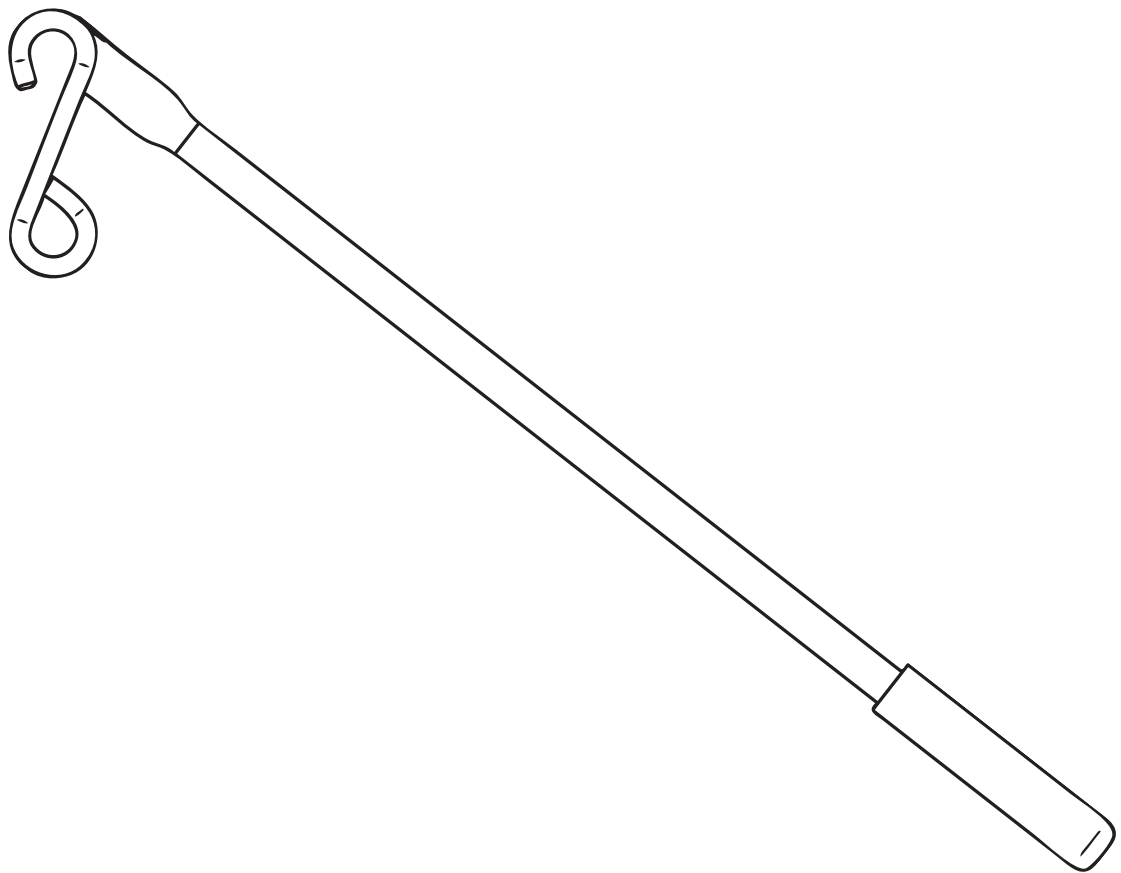


INSTRUCTIONS FOR USE

Portable Lift Reacher

Model #700-08310 and #700-08320





WARNING

To avoid injury, always read this Instructions For Use and accompanied documents before using the product.



Mandatory to read the Instructions For Use.

Design Policy and Copyright

® and ™ are trademarks belonging to the Arjo group of companies.

© Arjo 2020.

As our policy is one of continuous improvement, we reserve the right to modify designs without prior notice.

The content of this publication may not be copied either whole or in part without the consent of Arjo.

Contents

Foreword	4
Intended Use	5
Operational Life	5
Important Safety Instructions	5
Safe Working Load.....	5
Removing Single Action Carabiner.....	6
Installing & Using the Portable Lift Reacher	7
Removing the Portable Lift Reacher.....	8
Cleaning and Disinfection.....	8
Cleaning and Disinfection Instructions	8
Technical Specifications	9
Labels	9

Foreword

Thank You for Purchasing Arjo Equipment.

Your Portable Lift Reacher is part of a series of quality products designed especially for your health care facility. We are dedicated to serving your needs and providing the best products available along with training that will bring your staff maximum benefit from every Arjo product.

Customer Contact Information

For questions regarding this product, supplies, maintenance, or additional information about Arjo products and service, please contact Arjo or an Arjo authorized representative, or visit www.arjo.com.

Please Read and Fully Understand the Instructions for Use (IFU) before Using the Portable Lift Reacher

Information in this IFU is necessary to perform the proper operation and maintenance of the equipment. It will help to protect your product and make sure that the equipment performs to your satisfaction.

The information in this IFU is important for your safety and must be read and understood to help prevent possible injury. Unauthorized modifications on any Arjo equipment can affect safety. Arjo will not be held responsible for any accidents, incidents or lack of performance that occur as a result of any unauthorized modification to its products.

Arjo is dedicated to serving your needs and providing the best products available, along with training

that will bring your staff maximum benefit from Arjo products. Some of the information in this manual may become outdated, due to future product improvements.

Arjo strongly advises and warns that only Arjo Company Designated Parts, which are designed for specific purposes, should be used on or with this product or any other Arjo product, to avoid any injuries resulting from inadequate parts. Arjo's conditions of sale make specific provisions conforming no liability in such circumstances.

Additional copies of this manual can be provided by your local Arjo agent. When ordering, include the Instructions For Use manual, product number Portable Lift Reacher.

Support

If you require further information, please contact Arjo for comprehensive support and maintenance to maximize the long-term safety, reliability and value of the product. The telephone numbers appear on the last page of this IFU.

Serious Incident

If a serious incident occurs in relation to this medical device, affecting the user, or the patient then the user or patient should report the serious incident to the incident to the medical device manufacturer or the distributor. In the European Union, the user should also report the serious incident to the Competent Authority in the member state where they are located.

Definitions in IFU



Warning means: Safety warning. Failure to understand and obey this warning may result in injury to you or to others.



Caution means: Failure to follow these instructions may cause damage to all or parts of the system or equipment.



Note means: This is important information for the correct use of this system or equipment.

Intended Use

The Portable Lift Reacher is intended to be used exclusively with the Maxi Sky 440 or Voyager Portable as a tool to allow access to connect and disconnect the lift.

The Portable Lift Reacher is part of a series of quality products designed for hospitals, nursing homes, long-term care and home care environments, including private homes.

Operational Life

The expected service life of the Portable Lift Reacher is ten (10) years, subject to preventive maintenance being carried out in accordance with the instructions for Care and Preventive Maintenance found in the IFU.

The life span of this product is the safe operating time period before an overhaul is required. Age, patient weight and maintenance frequency are factors that have an impact on the Portable Lift Reacher life span.

WARNING

To avoid injury, do not use if the operational life span has been exceeded.

Important Safety Instructions

The information in this IFU is important for your safety and must be read and understood to help prevent injuries. If there is anything in the manual that is confusing or hard to understand, call Arjo or their vendor (the telephone number appears on the last page of this manual).

WARNING

To avoid any patient falling or injury, the Portable Lift Reacher must be used as per instructions found herein and is intended to be used exclusively in combination with the Arjo Maxi Sky 440 or the Voyager Portable.

Before using your Portable Lift Reacher, familiarise yourself with the various parts and compatible accessories and read this IFU in its entirety. Information in this IFU is crucial to the proper operation and maintenance of the product. It will help

protect the product and ensure that it performs to your satisfaction.

Safe Working Load

The Portable Lift Reacher has been made with a lifting capacity of 200 kg (440 lb).

WARNING

To avoid injury, always inspect the Portable Lift Reacher prior to each use, looking for any irregularities.

WARNING

To avoid injury, do not use the Portable Lift Reacher for weight outside of the specified safe working load.

WARNING

To prevent injuries, do not attempt to manually lift the complete lifter and take care in manually lifting alternative/ optional components (e.g. stretcher frames, spreader bars).

NOTE

Make sure an assessment is made by a qualified professional on the need for a second attendant before moving a patient, as well as the suitability for transferring a patient who is connected to electrodes, catheters or other medical devices.

Removing Single Action Carabiner

(3 steps)

1. If applicable, remove the existing single action carabiner from the reacher and/or lift strap and dispose properly. See Fig. 1.
2. Hook the new triple action carabiner to the lift's strap. See Fig. 2.
3. To open the triple action carabiner, proceed as shown on the left. See Fig. 3.

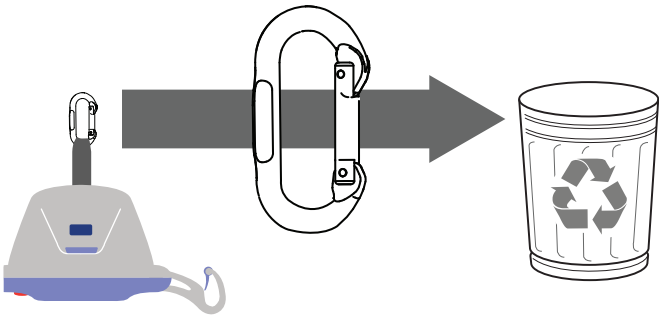


Fig. 1

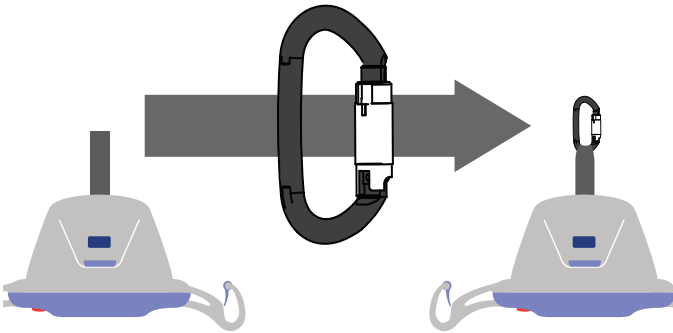


Fig. 2




Fig. 3

Installing & Using the Portable Lift Reacher

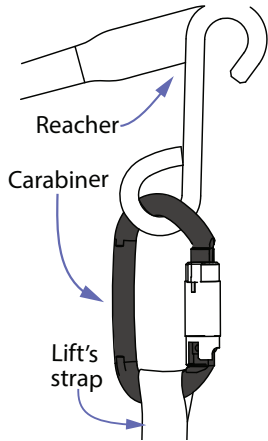


Fig. 4

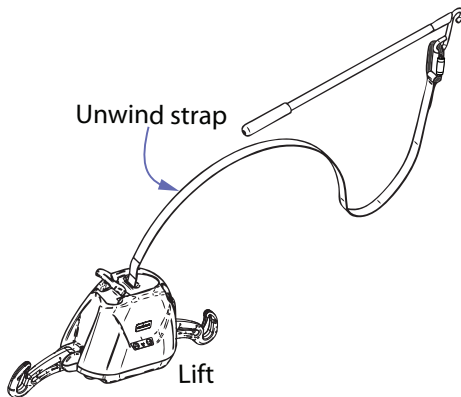


Fig. 5

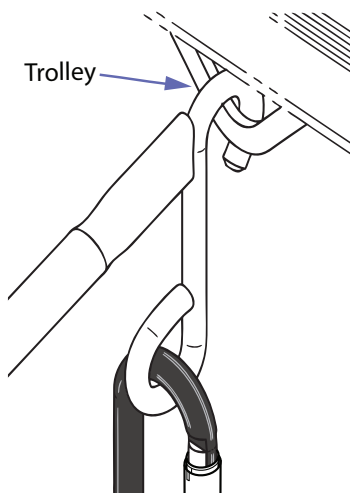


Fig. 6

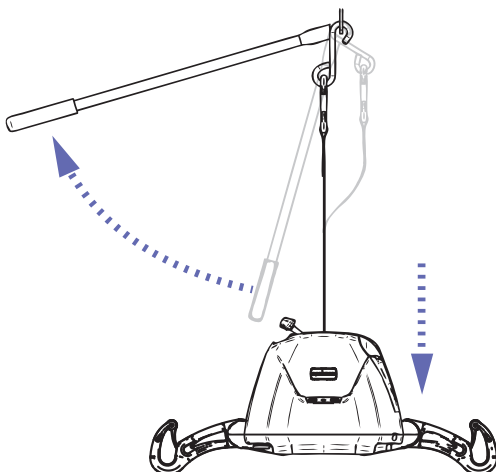


Fig. 7

(4 steps)

1. **⚠ WARNING**
To avoid injury, make sure to perform only the following installation method, as any other method is unsafe.

Hook the lift's carabiner onto the closed ring of the reacher. See Fig. 4.

2. Unwind the strap from the lift long enough to be able to reach the trolley without supporting the weight of the lift. See Fig. 5.
3. Insert the hook of the Reacher into the track trolley eyelet. See Fig. 6.

4. **⚠ WARNING**
To avoid injury, be careful when applying weight to the strap as the Portable Lift Reacher will quickly move up to an horizontal position which could hit people standing nearby.

The patient can be lifted after the portable lift and the reacher are properly installed. See Fig. 7.

Removing the Portable Lift Reacher

(2 steps)

1.

⚠ WARNING

To avoid injury, be careful when removing weight to the strap as the Portable Lift Reacher will quickly move down to an vertical position which could hit people standing nearby.

When weight is unloaded from the strap, be aware of the Portable Lift Reacher quickly moving down to a vertical position.

2. Once the “Reacher” is vertical, grab the handle and unhook it from the trolley. See Fig. 8.

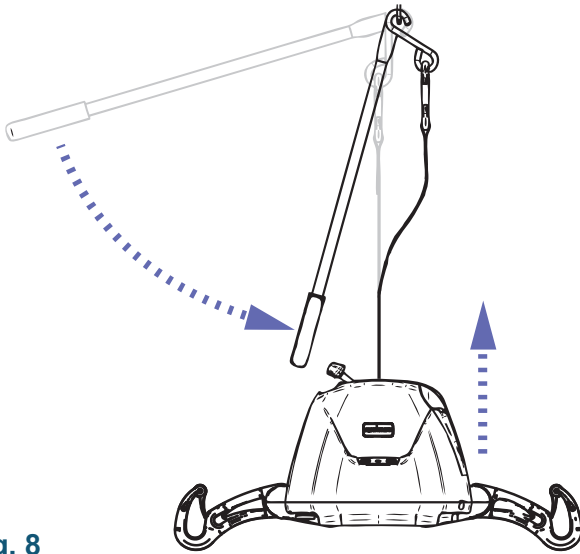


Fig. 8

Cleaning

Cleaning Instructions

Wipe the Portable Lift Reacher down with a damp cloth.





Technical Specifications





GENERAL INFORMATION	700-08310	700-08320
Length	610 mm (24 in)	914 mm (36 in)
Total weight	0.6 kg (1.3 lb)	0.8 kg (1.7 lb)
Lifting capacity	200 kg (440 lb)	200 kg (440 lb)

ENVIRONMENTAL CONDITIONS	700-08310	700-08320
Ambient Temperature Range	-40 C to 70 C	-40 C to 70 C
Relative Humidity Range	10% to 100%	10% to 100%
Atmospheric pressure range	500hPa to 1060hPa	500hPa to 1060hPa

SAFE DISPOSAL AT END OF LIFE	
Package	Corrugated cardboard, recyclable
Product	Components that are primarily be made up of different kinds of metal (containing more than 90% metal by weight) for example sling bars, rails, upright supports, etc., should be recycled as metals.

Labels

SYMBOL EXPLANATION	
	This symbol is accompanied by the date of manufacture and the address of the manufacturer.
	Points out manufacturing date.
	This symbol is accompanied by the manufacturer's catalogue number.
	CE marking indicating conformity with European Community harmonised legislation.

SYMBOL EXPLANATION	
	Refer to the Instructions for Use (IFU).
	Refer to the Instructions for Use (IFU).
	Indicates the product is a Medical Device according to EU Medical Device Regulation 2017/745.
	Separated and recycled, according to the European Directive (WEEE) or local Reglementation.
SWL	Safe Working Load is the maximum load the device is rated for safe usage.

Page intentionally left blank

AUSTRALIA
Arjo Australia
Building B, Level 3
11 Talavera Road
Macquarie Park, NSW, 2113,
Australia
Phone: 1800 072 040

BELGIQUE / BELGIË
Arjo Belgium nv
Evenbroekveld 16
9420 Erpe-Mere
Belgium
T: +32 (0) 53 60 73 80
F: +32 (0) 53 60 73 81
E-mail: info.belgium@arjo.com

BRASIL
Arjo Brasil Equipamentos Médicos Ltda
Rua Marina Ciufuli Zanfelice, 329 PB02 Galpão
- Lapa
São Paulo – SP – Brasil
CEP: 05040-000
Phone: 55-11-3588-5088
E-mail: vendas.latam@arjo.com
E-mail: servicios.latam@arjo.com

CANADA
Arjo Canada Inc.
90 Matheson Boulevard West
Suite 300
CA-MISSISSAUGA, ON, L5R 3R3
Tel/Tél: +1 905 238 7880
Free: +1 800 665 4831 Institutional
Free: +1 800 868 0441 Home Care
Fax: +1 905 238 7881
E-mail: info.canada@arjo.com

ČESKÁ REPUBLIKA
Arjo Czech Republic s.r.o.
Na Strži 1702/65
140 00 Praha
Czech Republic
Phone No: +420225092307
e-mail: info.cz@arjo.com

DANMARK
Arjo A/S
Vassingerødvej 52
DK-3540 LYNGE
Tel: +45 49 13 84 86
Fax: +45 49 13 84 87
E-mail:
dk_kundeservice@arjo.com

DEUTSCHLAND
Arjo GmbH
Peter-Sander-Strasse 10
DE-55252 MAINZ-KASTEL
Tel: +49 (0) 6134 186 0
Fax: +49 (0) 6134 186 160
E-mail: info-de@arjo.com

ESPAÑA
Arjo Ibérica S.L.
Parque Empresarial Rivas Futura, C/Marie
Curie 5
Edificio Alfa Planta 6 oficina 6.1-.62
ES-28521 Rivas Vacia, MADRID
Tel: +34 93 583 11 20
Fax: +34 93 583 11 22
E-mail: info.es@arjo.com

FRANCE
Arjo SAS
2 Avenue Alcide de Gasperi
CS 70133
FR-59436 RONCQ CEDEX
Tél: +33 (0) 3 20 28 13 13
Fax: +33 (0) 3 20 28 13 14
E-mail: info.france@arjo.com

HONG KONG
Arjo Hong Kong Limited
Room 411-414, 4/F, Manhattan Centre,
8 Kwai Cheong Road, Kwai Chung, N.T.,
HONG KONG
Tel: +852 2960 7600
Fax: +852 2960 1711

ITALIA
Arjo Italia S.p.A.
Via Giacomo Peroni 400-402
IT-00131 ROMA
Tel: +39 (0) 6 87426211
Fax: +39 (0) 6 87426222
E-mail: Italy.promo@arjo.com

MIDDLE EAST
Arjo Middle East FZ-LLC
Office 908, 9th Floor,
HQ Building, North Tower,
Dubai Science Park,
Al Barsha South
P.O Box 11488, Dubai,
United Arab Emirates
Direct +971 487 48053
Fax +971 487 48072
Email: Info.ME@arjo.com

NEDERLAND
Arjo BV
Biezenwei 21
4004 MB TIEL
Postbus 6116
4000 HC TIEL
Tel: +31 (0) 344 64 08 00
Fax: +31 (0) 344 64 08 85
E-mail: info.nl@arjo.com

NEW ZEALAND
Arjo Ltd
34 Vestey Drive
Mount Wellington
NZ-AUCKLAND 1060
Tel: +64 (0) 9 573 5344
Free Call: 0800 000 151
Fax: +64 (0) 9 573 5384
E-mail: nz.info@Arjo.com

NORGE
Arjo Norway AS
Olaf Helsets vei 5
N-0694 OSLO
Tel: +47 22 08 00 50
Faks: +47 22 08 00 51
E-mail: no.kundeservice@arjo.com

ÖSTERREICH
Arjo GmbH
Lemböckgasse 49 / Stiege A / 4.OG
A-1230 Wien
Tel: +43 1 8 66 56
Fax: +43 1 866 56 7000

POLSKA
Arjo Polska Sp. z o.o.
ul. Ks Piotra Wawrzyniaka 2
PL-62-052 KOMORNIKI (Poznań)
Tel: +48 61 662 15 50
Fax: +48 61 662 15 90
E-mail: arjo@arjo.com

PORTUGAL
Arjo em Portugal
MAQUET Portugal, Lda.
(Distribudor Exclusivo)
Rua Poeta Bocage n.º 2 - 2G
PT-1600-233 Lisboa
Tel: +351 214 189 815
Fax: +351 214 177 413
E-mail: Portugal@arjo.com

SUISSE / SCHWEIZ
Arjo AG
Fabrikstrasse 8
Postfach
CH-4614 HÄGENDORF
Tél/Tel: +41 (0) 61 337 97 77
Fax: +41 (0) 61 311 97 42

SUOMI
Arjo Scandinavia AB
Riihitontuntie 7 C
02200 Espoo
Finland
Puh: +358 9 6824 1260
E-mail: Asiakaspalvelu.finland@arjo.com

SVERIGE
Arjo International HQ
Hans Michelsensgatan 10
SE-211 20 MALMÖ
Tel: +46 (0) 10 494 7760
Fax: +46 (0) 10 494 7761
E-mail: kundservice@arjo.com

UNITED KINGDOM
Arjo UK and Ireland
Houghton Hall Park
Houghton Regis
UK-DUNSTABLE LU5 5XF
Tel: +44 (0) 1582 745 700
Fax: +44 (0) 1582 745 745
E-mail: sales.admin@arjo.com

USA
Arjo Inc.
2349 W Lake Street Suite 250
US-Addison, IL 60101
Tel: +1 630 307 2756
Free: +1 800 323 1245 Institutional
Free: +1 800 868 0441 Home Care
Fax: +1 630 307 6195
E-mail: us.info@arjo.com

JAPAN
Arjo Japan K.K.
東京都港区虎ノ門三丁目7番8号 ランディック
第2虎ノ門ビル9階
電話 : +81 (0)3-6435-6401

Address page - REV 25: 01/2020

At Arjo, we are committed to improving the everyday lives of people affected by reduced mobility and age-related health challenges. With products and solutions that ensure ergonomic patient handling, personal hygiene, disinfection, diagnostics, and the effective prevention of pressure ulcers and venous thromboembolism, we help professionals across care environments to continually raise the standard of safe and dignified care. Everything we do, we do with people in mind.



ArjoHuntleigh AB
Hans Michelsensgatan 10
211 20 Malmö, Sweden
www.arjo.com

arjo



001.08315.EN

