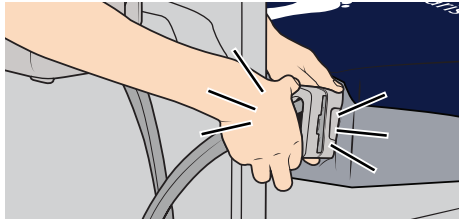
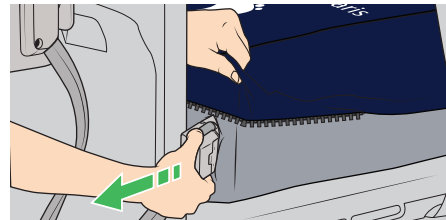


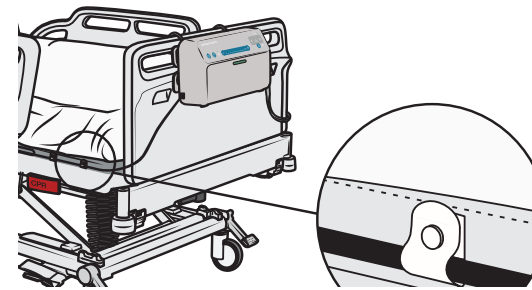
AtmosAir Velaris



For Active (alternating) therapy connect the pump tube-set connector, make sure it clicks into place on both sides (double-click).



For Reactive therapy disconnect the pump tube-set connector.



Place the power cable in the cable management loops on the left side of the bottom mattress cover. Secure the cable using the six cable loops with locking clips.

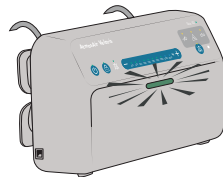
Active Therapy

1



Press the Run /Stand by button on the pump wait 10 seconds, Active (alternating) therapy starts.

2



The repeater light is on and green.

3



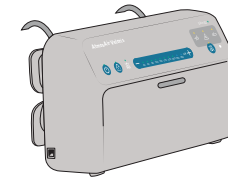
Set patient weight, press - or + to set the weight.

4



Press the Run /Stand by button for 2 seconds, the therapy stops.

5



The repeater light turns off.
To allow the mattress air cells to equalize to atmosphere, leave 3 minutes before disconnecting pump tube-set connector.