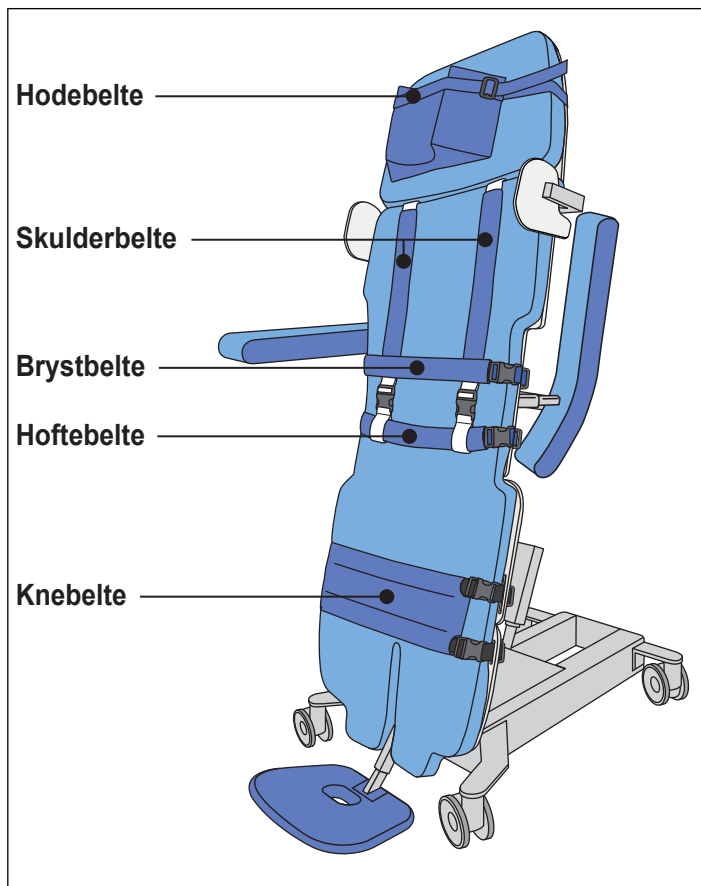


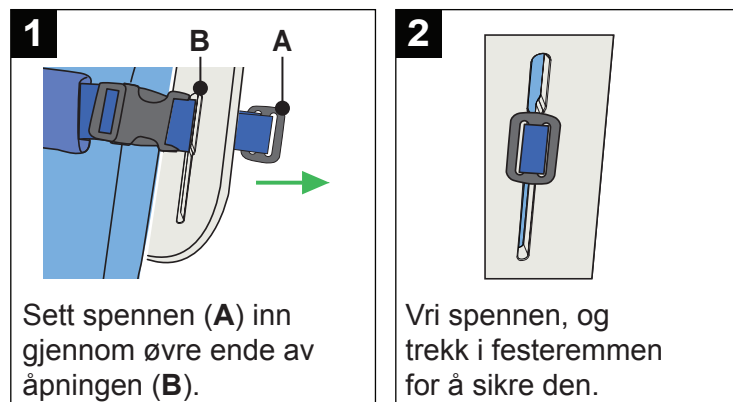
Sara Combilizer



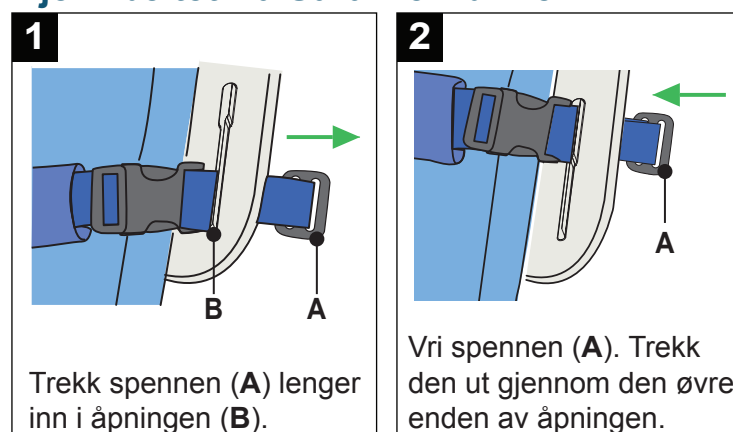
Sikkerhetsbelte



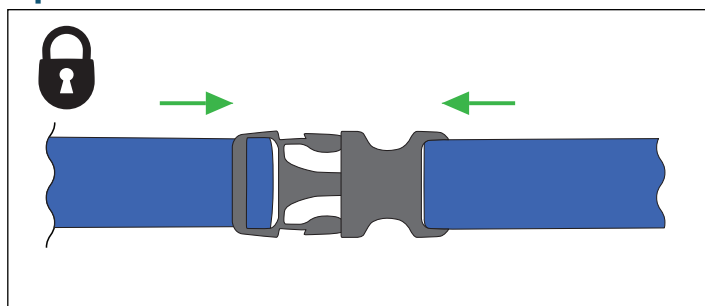
Fest beltet til Sara Combilizer



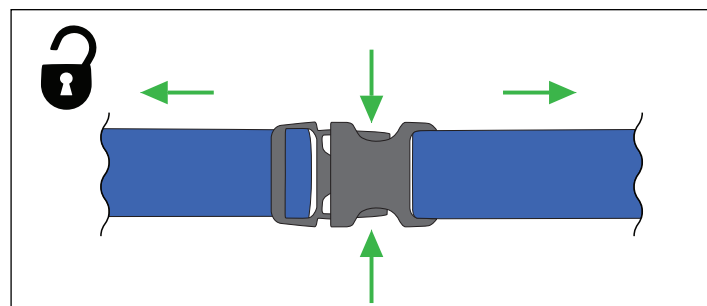
Fjern beltet fra Sara Combilizer



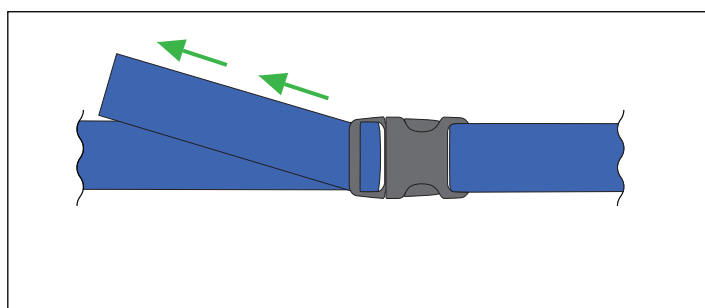
Spenn fast sikkerhetsbeltet



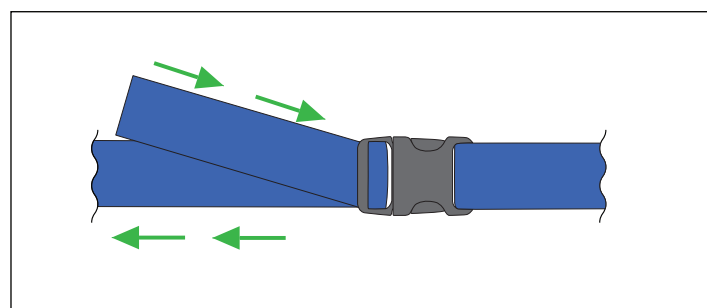
Løsne sikkerhetsbeltet



Stram sikkerhetsbeltet



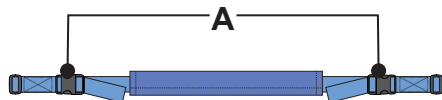
Løsne sikkerhetsbeltet



Fest sikkerhetsbeltene til pasienten

1 Brystbelte

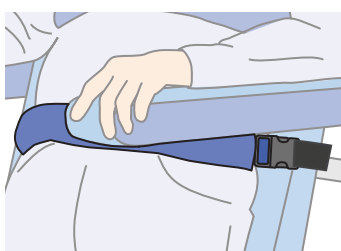
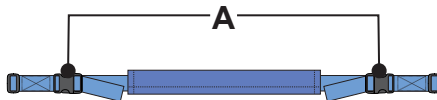
Blå festeremmer
To sikkerhetsspener (A)



Plasser beltet under armene på pasienten.
Spenn fast alle sikkerhetsspennene.
Ikke stram beltet for mye.

2 Hoftebelte

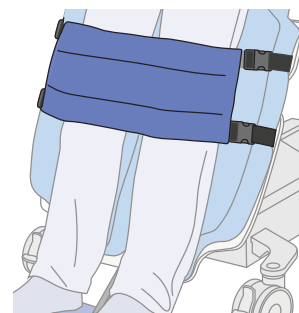
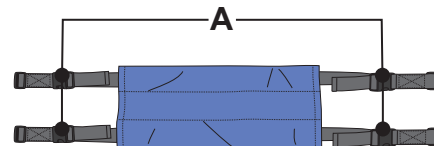
Blå festeremmer
To sikkerhetsspener (A)



Plasser beltet i pasientens hofteområde.
Spenn fast alle sikkerhetsspennene.
Ikke stram beltet for mye.

3 Knebelte

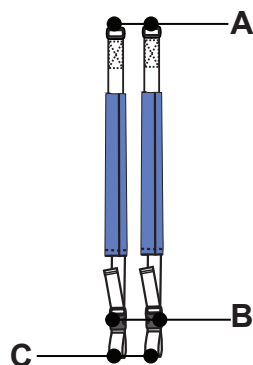
Svarte festeremmer
Fire sikkerhetsspener (A)



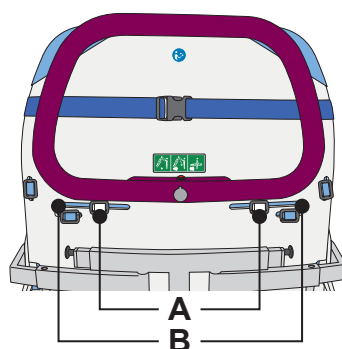
Plasser beltet over kneskålene på pasienten. Spenn fast alle sikkerhetsspennene.

4 Skulderbelte

Hvite festeremmer
To spenner (A)
To sikkerhetsspener (B)
To sløyfer (C)



5 Skulderbelte



Sett de to spennene (A) inn gjennom de øvre åpningene (B).

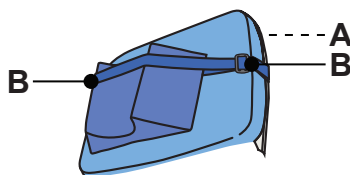
6 Skulderbelte



Plasser beltene over skuldrene og under brystbeltet (A) på pasienten.
Løsne og sett hoftesikkerhetsbeltet (B) inn gjennom endesløyfene (C) på skulderbeltene.

7 Hodebelte

Én sikkerhetsspenne (A)
To spenner (B)



8 Hodebelte



Spenn fast beltet på baksiden av madrassen (A). Trekk beltet gjennom spennen (B) på begge sider av puten.

9

