











- | | |
|----------------------------|--|
| 1. Yellow: Process running | 6. Economy program |
| 2. Green: Process complete | 7. Normal program |
| 3. Red: Error indication | 8. Intensive program
(S-608: Pouch destroyer program) |
| 4. Display | 9. Detergent |

NOTE!

If a fault code F appears, call service personnel. When the red lamp is lit and fault code F is showing, do not open the lid by force.

	FUNCTION
	Flashing yellow: The program can be terminated. Yellow: A program is running. The display shows the current status, for example the cleaning phase and temperature.
	Green: The program is complete. The light goes out when the lid is fully opened and for a short time the display shows a program summary in the window, for example, maximum temperature.
	Red: Error indication. The display shows an error message.
	Button for choosing economy program for lightly soiled goods, for example, urine bottles.
	Button for choosing normal program for normally soiled goods.
	Button for choosing intensive program for heavily soiled goods. S-608: Button for selecting pouch destroyer program.
	The button combination for program selection with detergent for general circulation goods, e.g. hospital bowls.
	The button combination for program selection with detergent for heavily soiled goods.
	Note! Without disinfection! Button to start rim flushing. Rim flushing cannot be started with the foot pedal.
	The foot pedal starts the selected program. When a program is complete and the lid is slightly open, the foot pedal opens the lid fully.