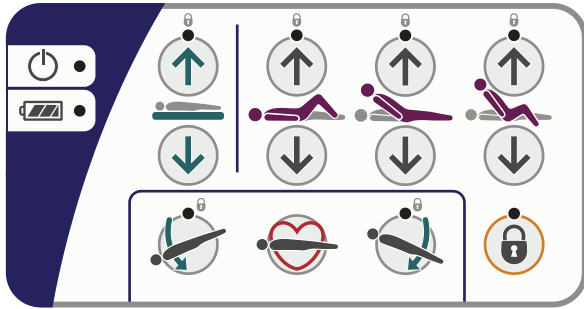
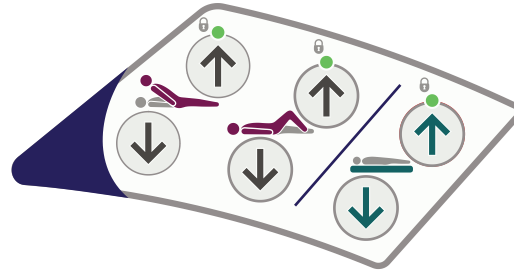


Enterprise 9000X

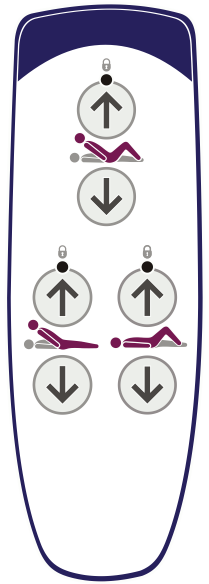
Attendant Control Panel (ACP)



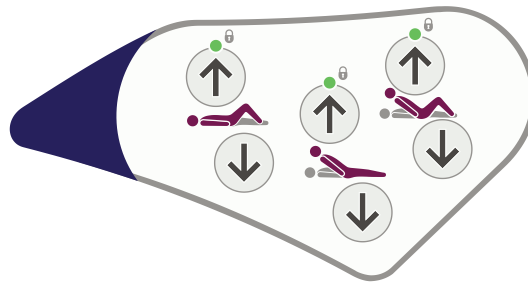
Caregiver Controls



Patient Handset



Patient Controls



Power On indicator



Battery Status LED indicator



fully charged



charging



discharged



CPR button - flattens the mattress platform.



Lower head end (Trendelenburg position).



Lower foot end (reverse Trendelenburg position).



Function Lock button - press the button, then press selected Attendant Control Panel button(s) to lock/unlock function. Yellow light = locked



Auto-Chair up button - press and hold for chair position.



Auto-Chair down button - return mattress platform to flat and level position.



Raise/lower the mattress platform.



Raise/lower the thigh section.



Raise/lower the backrest.

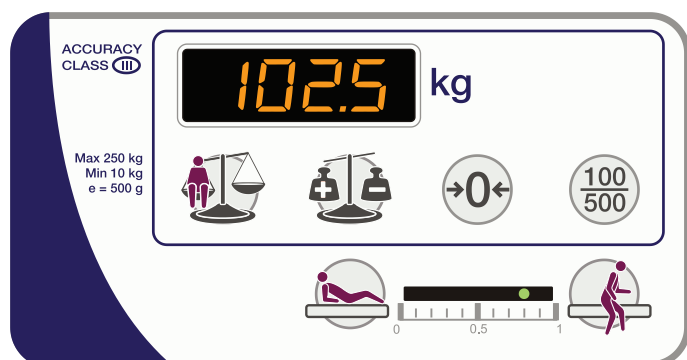


Bio-Contour up button (patient control only) - raise backrest and thigh section.



Bio-Contour down button (patient control only) - return to flat position.

Patient Weighing and VariZone Movement Detection Controls



Weigh - calculate and display patient weight.



Auto Compensation - allows items to be added or removed without affecting indicated patient weight.



Zero - reset weighing system.



Select Weight Display - rounds the patient weight to nearest 100 g or 500 g.



In bed - activate/deactivate patient movement detection and increase the sensitivity of the system.



Patient movement detection threshold display - an indicator shows the current system status and the selected sensitivity of patient movement detection.



Egress - activate/deactivate patient movement detection and decrease the sensitivity of the system.