



Affordable,  
essential  
everyday  
care

ACUTE CARE RANGE

# Prioma<sup>®</sup> Medical Bed

Designed for quality of care

# Safety and quality of care should not be compromised

At Arjo, we understand that within any healthcare facility, the bed plays an important role for the patient. It is a place of comfort and security, where rest and recovery should be both safe and therapeutic. As important, is the safety of the carers.

## **Affordable and uncompromising**

Which is why we ensure all of our equipment is designed with both the patient and carer in mind. Safety and ease of use should not be compromised on account of affordability.

The Prioma Medical Bed is the latest addition to Arjo's already comprehensive portfolio of hospital and long term care beds and has been developed to address the diverse needs of healthcare facilities around the world.

## **The right product, for the right market.**

Not all markets are the same. Care environments and practices differ as well as the functional needs of a product within a healthcare setting.



The Prioma Medical Bed has been designed to cater to the essential needs of daily care routines, complete with fully electric controls and a range of functions and positional movements as standard.

Ease of use, functionality and serviceability are key features across the entire range and with a selection of options available, the Prioma Medical Bed provides flexibility to adapt to the varying needs of your healthcare environment.

## A range of options to suit your needs



### Side rails

With a range of safety side rails available, you can customise the functionality and control of the bed to ensure comfort and safety for both the patient and carer.



### Castors

With quality Tente castors, you can select the best option for your care environment offering a range of sizes and locking functions.



### Controls

Select the most appropriate control option, ranging from fully integrated, to separate patient and nurse handsets. Flexible and controlled functionality between nurse and patient.

## Standard Features

- Safe Working Load (SWL) 250 Kg
- Tente 125mm single central locking castors
- Linak actuators
- ABS removable deck panels
- Full length split side rails
- Embedded controls for nurse and patient
- Retracting backrest
- Manual CPR backrest quick release
- Foot/calf elevation - manually operated
- Foot end central lock foot pedals
- Urine bag hooks and strap rail - both sides of bed
- Four accessory sockets
- Soft contoured mattress retainer handles
- Removable, lightweight head and foot panels
- Head and foot end rotating wall buffers

## Optional Features

- 3/4 length split side rails
- Tente 125mm individual locking castors
- Tente 125mm twin central locking castors
- Tente 150mm twin central locking castors
- 5th wheel
- Head end central lock foot pedals
- Battery back up
- ACOM cabled hook over attendant control panel
- Under bed light - set in permanent on-mode
- HB70 nurse handset
- HB70 patient handset
- Integral bed extension - 285 mm extension
- Integral linen rack - 300 mm extension (only available with built in bed extension)
- Lockable head and foot panels

A range of accessories available.  
Model pictured with twin central locking castors.

## Prioma Medical Bed 600

The Prioma Medical Bed 600 is the premium bed of the range. It has inbuilt nurse and patient controls in the full length split side rails and 125mm single central locking castors as standard.



# Prioma Medical Bed 500

The **Prioma Medical Bed 500** is a highly functional bed platform with full length split side rails and 125mm single central locking castors as standard. Designed for flexibility with a range of options available.

## Standard Features

- Safe Working Load (SWL) 250 Kg
- Tente 125mm single central locking castors
- Linak actuators
- ABS removable deck panels
- Full length split side rails
- ACOM cabled hook over attendant control panel
- Retracting backrest
- Manual CPR backrest quick release
- Foot/calf elevation - manually operated
- Foot end central lock foot pedals
- Urine bag hooks and strap rail - both sides of bed
- Four accessory sockets
- Soft contoured mattress retainer handles
- Removable, lightweight head and foot panels
- Head and foot end rotating wall buffers



A range of optional features and accessories available.  
Model pictured with 3/4 length split side rails.

# Prioma Medical Bed 400

The **Prioma Medical Bed 400** is an efficient and effective bed platform with a range of options that allow you to enhance the functionality to meet the needs of your facility.




## Standard Features

- Safe working load (SWL) 250 Kg
- Tente 125mm single central locking castors
- Linak actuators
- ABS removable deck panels
- 3/4 length fold down tubular rails
- ACOM cabled hook over attendant control panel
- Retracting backrest
- Manual CPR backrest quick release
- Foot/calf elevation - manually operated
- Foot end central lock foot pedals
- Urine bag hooks and strap rail - both sides of bed
- Four accessory sockets
- Soft contoured mattress retainer handles
- Removable, lightweight head and foot panels
- Head and foot end rotating wall buffers



A range of optional features and accessories available.  
Model pictured with individual locking castors.

- Standard
- Optional


	Prioma Medical Bed 600	Prioma Medical Bed 500	Prioma Medical Bed 400
			
Controls	Integrated nurse & patient controls	ACOM cabled hook over control panel	ACOM cabled hook over control panel
Safe Working Load	250 Kg	250 Kg	250 Kg
Safety Rails	Full length split side rails	Full length split side rails	¾ fold down tubular side rails
Linak actuators	●	●	●
3/4 length split side rails	○	○	N/A
Trendelenburg & reverse Trendelenburg tilt 14°	●	●	●
Retracting Backrest	●	●	●
Manual CPR backrest quick release	●	●	●
ABS removable deck panels	●	●	●
Urine bag hooks & strap rail	●	●	●
Four accessory sockets	●	●	●
Ergonomic soft contoured mattress retainers	●	●	●
Removable lightweight head & foot panels	●	●	●
Integral bed extension – 285mm extension	○	○	○
Head & foot end rotating wall buffers	●	●	●
Embedded controls for nurse & patient	●	N/A	N/A
HB70 nurse handset	○	○	○
HB70 patient handset	○	○	○
Attendant Control Panel (ACP)	N/A	○ <sup>1</sup>	○ <sup>1</sup>
ACOM cabled hook over attendant control panel	○	●	●
Under bed light	○	○	○
Foot end panel infill (bed exit gate)	○ <sup>2</sup>	○ <sup>2</sup>	N/A
Battery backup	○	○	○
Integral linen rack	○ <sup>3</sup>	○ <sup>3</sup>	○ <sup>3</sup>
Foot/calf elevation - manually operated	●	●	●
Tente 125mm individual locking castors	○	○	○
Tente 125mm single central locking castors	●	●	●
Tente 125mm twin central locking castors	○	○	○
Tente 150mm twin central locking castors	○	○	○
5th wheel	○	○	○
Central lock pedals fitted to foot end of bed	●	●	●
Central lock pedals fitted to head end of bed	○ <sup>4</sup>	○ <sup>4</sup>	○ <sup>4</sup>
Lockable head and foot panels	○	○	○

<sup>1</sup> ACP attendant control panel only available as an alternative to ACOM cabled hook over control panel.

<sup>2</sup> Feature only available with 3/4 length split safety rails.

<sup>3</sup> Feature only available with built in bed extension.

<sup>4</sup> Feature only available if central locking castors are fitted.

A photograph of a middle-aged man with a grey beard lying in a hospital bed. He is wearing a light blue patterned hospital gown and is looking out a large window with a bright, overcast sky. In the background, a medical monitor is visible on a stand. The bed has a white control panel with various icons and buttons. A blue IV line is connected to his arm. The overall scene is bright and clinical.

**Flexibility  
to adapt to  
your needs**

At Arjo, we are committed to improving the everyday lives of people affected by reduced mobility and age-related health challenges. With products and solutions that ensure ergonomic patient handling, personal hygiene, disinfection, diagnostics, and the effective prevention of pressure ulcers and venous thromboembolism, we help professionals across care environments to continually raise the standard of safe and dignified care. Everything we do, we do with people in mind. [www.arjo.com](http://www.arjo.com)

Arjo AB, Hans Michelsensgatan 10, SE-211 20 Malmö, Sweden. Phone: +46 (0) 10 335 45 00

[www.arjo.com](http://www.arjo.com)

