



40+
accessories
for your Arjo
medical
beds

ACCESSORY BROCHURE

Universal Medical Bed Platform Accessories

Enterprise - Citadel - Citadel Plus



Accessories to help you provide better care

The Universal Medical Bed Platform (UMBP) range has an extensive offering of accessory items, which both complement the bed and provides additional benefits for patients and carers. Designed specifically for the Universal Medical Bed Platform range, these accessories reflect the same high quality and standards as the beds themselves.

UMBP accessories can be ordered independently of the bed, and can be fitted retrospectively to the bed as required (unless otherwise stated). All accessories have been fully tested to ensure compatibility with the UMBP bed models specified.

The UMBP medical bed range has been independently tested by the globally renowned organisation UL, to certify that it is compliant with the latest stability, dimensional and safety requirements of the 2-52 Standard.



Summary

ACCESSORY TYPE	ACCESSORY ITEM	PART NUMBER	PAGE
Intravenous infusion poles	IV pole (2 kg SWL)	ENT-ACC02	4
	IV pole (steel hooks, 5 kg SWL)	ENT-ACC02 SH	4
	Angled IV Pole	ENT-ACC04	4
	4 corner IV pole (steel hooks, 5 kg SWL)	ENT-ACC71	4
	Folding integrated IV pole	ENT-ACC89	4
	Additional hooks for IV pole	ENT-ACC14	4
	Heavy duty IV pole	ENT-ACC24	5
	Syringe pump holder	ENT-ACC07	5
	IV bag holder for lifting pole	ENT-ACC65	5
Lifting poles, strap and handle	Fixed lifting pole/strap/handle	ENT-ACC01	6
	Rotating lifting pole	ENT-ACC03	6
	Fixed lifting pole (2 poles)	ENT-ACC101	6
Oxygen cylinder holders	Cylinder holder 100 - 108 mm cylinder diameter	ENT-ACC08	7
	Cylinder holder 119 - 122 mm cylinder diameter	ENT-ACC58	7
	Cylinder holder 140 - 151 mm cylinder diameter	ENT-ACC18	7
Servicing kit, head panels, and mattress storage bag	Servicing kit	ENT-ACC23	7
	ITU head panel	ENT-ACC34	7
	Mattress storage bag for Citadel Surfaces	ENT-ACC80	7
Traction & fracture frames	Small traction assembly (excluding weights)	ENT-ACC10	8
	Head end traction assembly (excluding weights)	ENT-ACC32	8
	Traction adaptor	ENT-ACC33/1	8
		& ENT-ACC33/2	8
	Full fracture frame (excluding weights)	ENT-ACC05	8
Other	Urine bottle holder – standard	ENT-ACC19	9
	Urine bottle holder – wide	ENT-ACC69	9
	Double bottle holder	ENT-ACC12	9
	Mains cable tidy hook	ENT-ACC15	9
	Transducer mounting pole	ENT-ACC26	9
	Folding monitor shelf	ENT-ACC64	10
	Folding monitor shelf	ENT-ACC74	10
	Folding monitor shelf	ENT-ACC20	10
	Folding monitor shelf	ENT-ACC53	10
	Bed pan holder	ENT-ACC56	10
	Foot end panel infill	ENT-ACC66	10
	Folding side rail extension	ENT-ACC67	10
	Oxylog equipment bracket	ENT-ACC40	11
	Control box drip cover for E5000X	ENT-ACC63	11
	Platform gap actuator cover	ENT-ACC72	11
	Footboard hanger bracket for Citadel	ENT-ACC81	11
	Transport bracket for Citadel	ENT-ACC82	11
	Nurse handset (acp) holder	ENT-ACC11	11
	Safety side pads ¾ for Enterprise 5000/5000x	ENT-ACC06	12
	Side pads	ENT-ACC31	12
	Jar holder	ENT-ACC17	12
	Weighing system accuracy & bed levelling	ENT-ACC25	12

Intravenous infusion poles




ENT-ACC02

IV pole

A straight height adjustable two plastic hook IV pole is designed to support fluid bags and other intravenous equipment.

- Safe working load is 2 kg (4.4 lbs) per hook
- Product weight is 1.5 kg (3.3 lbs)
- Can be increased to four hooks if required by fitting accessory ENT-ACC14
- Compatible with all Enterprise and Citadel beds



ENT-ACC02-SH

IV pole (steel hooks)

A straight height adjustable two steel hook IV pole is designed to support fluid bags and other intravenous equipment.

- Safe working load is 5 kg (11 lbs) per hook
- Product weight is 1.8 kg (4 lbs)
- Compatible with all Enterprise and Citadel beds (not Citadel Plus)



ENT-ACC04

Angled IV pole

This two hook angled IV pole offers greater flexibility for optimal positioning.

- Safe working load is 2 kg (4.4 lbs) per hook
- Product weight is 1.7 kg (3.7 lbs)
- Can be increased to four hooks if required by fitting accessory ENT-ACC14
- Compatible with all Enterprise and Citadel beds



ENT-ACC71

4 corner IV pole (steel hooks)

Straight pole and steel hooks allowing for a higher safe working load.

- Safe working load is 5 kg (11 lbs) per hook
- Product weight is 1.8 kg (4 lbs)
- Compatible with all Enterprise and Citadel beds



ENT-ACC89

Folding integrated IV pole

This two hooked angled IV pole offers greater flexibility for optimal positioning.

- Safe working load is 2 kg (4.4 lbs) per hook
- Compatible with all Enterprise and Citadel beds (not Citadel Plus)



ENT-ACC14

Additional hooks for IV pole

Two hook accessory fits on ENT-ACC02 and ENT-ACC04 to convert these products into four hook IV poles.

- Safe working load is 2 kg (4.4 lbs) per hook
- Compatible with all iv poles with plastic hooks (not metal hooks)

ACCESSORY ITEM:	E5000	E5000X	E8000	E8000X	E9000	E9000X	E9600X	E9700X	E9800X	CITADEL BFS	CITADEL PTS	CITADEL PLUS
ENT-ACC02	•	•	•	•	•	•	•	•	•	•	•	•
ENT-ACC02-SH	•	•	•	•	•	•	•	•	•	•	•	
ENT-ACC04	•	•	•	•	•	•	•	•	•	•	•	•
ENT-ACC71	•	•	•	•	•	•	•	•	•	•	•	•
ENT-ACC89	•	•	•	•	•	•	•	•	•	•	•	
ENT-ACC14	•	•	•	•	•	•	•	•	•	•	•	•

Enterprise beds released during or after 2013 include an X after the name.

Intravenous infusion poles



ENT-ACC24

Heavy duty IV pole

A height adjustable straight IV pole with an increased safe working load featuring four stainless steel hooks.

- Safe working load is 15 kg (33 lbs)
- Product weight is 1.5 kg (3.3 lbs)
- Do not exceed 5 kg per hook
- Compatible with all Enterprise and Citadel beds



ENT-ACC07

Syringe pump holder

Designed with two hooks on a wide 25 mm diameter pole, for the attachment of a syringe pump or similar equipment.

- Safe working load is 2 kg (4.4 lbs) per hook
- Product weight is 1.7 kg (3.7 lbs)
- Plus up to 10 kg (22 lbs) clamped to pole
- Compatible with all Enterprise and Citadel beds



ENT-ACC65

IV bag holder for lifting poles

The IV fluid bag holder can be attached to a lifting pole to provide support for IV equipment.

- Safe working load is 3 kg (6.6 lbs) per hook
- Product weight is 0.3 kg (0.7 lbs)
- Compatible with ACC01 and ACC03 lifting poles

ACCESSORY ITEM:	E5000	E5000X	E8000	E8000X	E9000	E9000X	E9600X	E9700X	E9800X	CITADEL BFS	CITADEL PTS	CITADEL PLUS
ENT-ACC24	•	•	•	•	•	•	•	•	•	•	•	•
ENT-ACC07	•	•	•	•	•	•	•	•	•	•	•	•
ENT-ACC65	•	•	•	•	•	•	•	•	•	•	•	

Enterprise beds released during or after 2013 include an X after the name.

Lifting poles, strap and handle



ENT-ACC01

Fixed lifting pole/strap/handle

This fixed lifting pole adopts a centralised position over the bed and assists patients in positioning themselves. The accessory is supplied with an adjustable strap and handle.

- Safe working load 75 kg (165 lbs)
- Product weight is 8 kg (17.6 lbs)
- Compatible with all Enterprise and Citadel beds



ENT-ACC03

Rotating lifting pole

The lifting pole is designed to assist the able patient to re-position themselves on the bed. In this case, the pole can be rotated in an arc from the bed frame, assisting with wheel chair transfers. An extendable strap and handle are included.

- Safe working load 75 kg (165 lbs)
- Product weight is 9.2 kg (20.2 lbs)
- Compatible with all Enterprise and Citadel beds



ENT-ACC101

Fixed lifting pole (2 poles)

The lifting pole is intended to assist heavy patients in positioning themselves on the bed. It is supplied with an adjustable chain and handle.

- Safe working load 150 kg (330 lbs)
- Product weight is 20.1 kg (44 lbs)
- Compatible with Citadel Plus Bariatric Care System

ACCESSORY ITEM:	E5000	E5000X	E8000	E8000X	E9000	E9000X	E9600X	E9700X	E9800X	CITADEL BFS	CITADEL PTS	CITADEL PLUS
ENT-ACC01	•	•	•	•	•	•	•	•	•	•	•	•
ENT-ACC03	•	•	•	•	•	•	•	•	•	•	•	•
ENT-ACC101												•

Enterprise beds released during or after 2013 include an X after the name.

Oxygen cylinder holders



ENT-ACC08

Cylinder holder 100-108 mm

- Max cylinder height is 870 mm
- Product weight is 2.2 kg (4.8 lbs)
- Compatible with all Enterprise and Citadel beds



ENT-ACC58

Cylinder holder 119-122 mm

- Max cylinder height is 870 mm
- Product weight is 2.6 kg (5.7 lbs)
- Compatible with all Enterprise and Citadel beds



ENT-ACC18

Cylinder holder 140-151 mm

- Max cylinder height is 870 mm
- Product weight is 2.8 kg (6.2 lbs)
- Compatible with all Enterprise and Citadel beds

Servicing kit, head panels, and mattress storage bag



ENT-ACC23

Servicing kit

The bed servicing kit contains the parts shown right which allows maintenance tasks to be carried out on Enterprise beds.



ENT-ACC34

ITU head panel

This head end panel is designed for use in ITU departments where easy access to the patient's head and upper body is required at all times. Designed with push handles for ease of transport and maneuverability.

- Product weight is 4.7 kg (10.3 lbs)



ENT-ACC80

Mattress storage bag for Citadel Surfaces

- Compatible with all Citadel C100 & C200 surfaces

ACCESSORY ITEM:	E5000	E5000X	E8000	E8000X	E9000	E9000X	E9600X	E9700X	E9800X	CITADEL BFS	CITADEL PTS	CITADEL PLUS
ENT-ACC08	•	•	•	•	•	•	•	•	•	•	•	•
ENT-ACC18	•	•	•	•	•	•	•	•	•	•	•	•
ENT-ACC58	•	•	•	•	•	•	•	•	•	•	•	•
ENT-ACC23	•	•	•	•	•	•	•	•	•	•	•	•
ENT-ACC34	•	•	•	•	•	•	•	•	•	•	•	•
ENT-ACC80										•	•	

Enterprise beds released during or after 2013 include an X after the name.

Traction & fracture frames



ENT-ACC10

Small traction assembly (excluding weights)

Consists of a series of bars and clamps that can be assembled in several configurations.

- Safe working load is 80 kg (175 lbs) for the complete traction assembly, 10 kg (22 lbs) for each pulley

Description	Qty.	Weight
Upright bar	2	0.6 kg
Double screw clamp	2	0.5 kg
Crossbar	1	0.7 kg
Straight bar with clamp	1	0.9 kg
E Protective foam ball	2	0.1 kg
Clamp with pulley	2	0.1 kg

- Compatible with all Enterprise and Citadel beds



ENT-ACC32

Head end traction assembly (excluding weights)

Head end clamp-on traction assembly is intended for use in applying traction to a patient's head, arms and upper body.

- Safe working load is 20 kg (44 lbs)
- One adjustable height pulley is provided
- Cords and weights are not included
- Compatible with all Enterprise and Citadel beds



ENT-ACC33/1 & ENT-ACC33/2

Traction adaptor

This accessory enables Zimmer and Mizuho-OSI traction equipment to be used on Enterprise Plus hospital beds equipped with a patient weighing system.

- Safe working load is 75 kg (165 lbs)

Description	Qty.	Weight
Adapter frame	1	4.0 kg
Extending frame assembly for Zimmer		5.9 kg
Extending frame assembly for Mizuho-OSI		6.7 kg

- Compatible with Enterprise 9600, 9700 and 9800 beds



ENT-ACC05

Full fracture frame (excluding weights)

Provides a rigid orthopaedic structure that can be adjusted and adapted to suit all regular types of traction.

- Safe working load is 70 kg (155 lbs) for the complete traction assembly, 20 kg (44 lbs) for the straight bar with clamp
- Safe working load is 70 kg (155 lbs) for the complete traction assembly, 20 kg (44 lbs) for the straight bar with clamp

Description	Qty.	Weight
Head end bow	1	4.7 kg
Foot end bow	1	7.1 kg
Longitudinal bar with clamp	1	4.2 kg
Double screw clamp	1	0.5 kg
Adjustable lifting strap and handle	1	0.2 kg
Straight bar with clamp	1	0.9 kg
Protective foam ball	2	<0.1 kg each
Equipotential lead (supplied with Item A)	1	<0.1 kg
Pulley clamp	3	0.1 kg each
Accessory socket (part of Item A)	2	N/A

- Compatible with all Enterprise and Citadel beds

ACCESSORY ITEM:	E5000	E5000X	E8000	E8000X	E9000	E9000X	E9600X	E9700X	E9800X	CITADEL BFS	CITADEL PTS	CITADEL PLUS
ENT-ACC10	•	•	•	•	•	•	•	•	•	•	•	•
ENT-ACC32	•	•	•	•	•	•	•	•	•	•	•	•
ENT-ACC33/1 & ENT-ACC33/2							•	•	•			
ENT-ACC05	•	•	•	•	•	•	•	•	•	•	•	•

Enterprise beds released during or after 2013 include an X after the name.

Other



ENT-ACC19

Urine bottle holder - standard

The bottle holder can be hung on the safety side for easy access.

- Product weight is 0.4 kg (0.88 lbs)
- Compatible with all Enterprise and Citadel beds




ENT-ACC69

Urine bottle holder - wide

The bottle holder can be hung on the bed drainage bag rails or DIN rail.

- Product weight is 0.4 kg (0.88 lbs)
- Compatible with all Enterprise and Citadel beds




ENT-ACC12

Double bottle holder

Stores two 500 ml fluid/drainage bottles. Mounts on the drainage bag rail located beneath the mattress platform.

- Product weight is 0.3 kg (0.66 lbs)
- Compatible with all Enterprise and Citadel beds



ENT-ACC15

Mains cable tidy hook

One mains cable storage hook is supplied with each bed as standard. Also available to order separately.

- Compatible with all Enterprise and Citadel beds



ENT-ACC26

Transducer mounting pole

This clamp-on accessory is designed to support ITU/ICU cardiac pressure transducers and associated equipment.

- Product weight is 0.8 kg (1.76 lbs)
- Compatible with all Enterprise and Citadel beds

ACCESSORY ITEM:	E5000	E5000X	E8000	E8000X	E9000	E9000X	E9600X	E9700X	E9800X	CITADEL BFS	CITADEL PTS	CITADEL PLUS
ENT-ACC19	•	•	•	•	•	•	•	•	•	•	•	•
ENT-ACC69	•	•	•	•	•	•	•	•	•	•	•	•
ENT-ACC12	•	•	•	•	•	•	•	•	•	•	•	•
ENT-ACC15	•	•	•	•	•	•	•	•	•	•	•	•
ENT-ACC26	•	•	•	•	•	•	•	•	•	•	•	•

Enterprise beds released during or after 2013 include an X after the name.

Other



ENT-ACC64

Folding monitor shelf

Designed to support monitoring and diagnostic equipment, at the foot end of the bed.

- Safe working load is 12 kg (26.45 lbs)
- Product weight is 5.5 kg (12.1 lbs)
- Compatible with all Enterprise beds



ENT-ACC74

Folding monitor shelf

Designed to support monitoring and diagnostic equipment, at the foot end of the bed.

- Safe working load is 25 kg (55.1 lbs)
- Product weight is 6 kg (13.2 lbs)
- Compatible with Citadel beds, and will also fit Enterprise as an extra height version



ENT-ACC20

Folding monitor shelf

Designed to support monitoring and diagnostic equipment, at the foot end of the bed.

- Safe working load is 12 kg (26.45 lbs)
- Product weight is 5.5 kg (12.1 lbs)
- Suitable for beds with an 88 cm wide mattress platform, e.g. Enterprise 5000 (models 5000A/B/C/D/N/P), 5300, 8000 and 9000.
- Compatible with Enterprise 5000, 8000 and 9000 beds (only fits non X versions)



ENT-ACC53

Folding monitor shelf

Designed to support monitoring and diagnostic equipment, at the foot end of the bed.

- Safe working load is 12 kg (26.45 lbs)
- Product weight is 5.5 kg (12.1 lbs)
- ENT-ACC53 is suitable for beds with an 82 cm wide mattress platform, e.g. Enterprise 5000 (models 5000J/K/L/M/R/S), 5100 and 5200.
- Compatible with Enterprise 5000, 8000 and 9000 beds (only fits non X versions)



ENT-ACC56

Bed pan holder

The bed pan holder is designed to be hung on the outside of the foot end panel for easy access.

- Safe working load is 1 kg (2.2 lbs)
- Product weight is 0.7 kg (1.54 lbs)
- Compatible with all Enterprise and Citadel beds



ENT-ACC66

Foot end panel infill

The infill panels have been designed to fill the gap between the foot end panel and foot end safety side as required. The panels can slot quickly and easily into place.

- Supplied as a pair
- Product weight is 9.5 kg (20.9 lbs)
- Suitable for use with standard length (235 cm) and extended length (247 cm) Enterprise series beds Enterprise E5000X, E8000X and E9000X



ENT-ACC67

Folding side rail extension

The safety side height extension accessory increases the height of the raised safety side by 12 cm.

- Product weight is 3 kg (6.61 lbs) each
- Compatible with Enterprise 5000X (E5X) beds only

ACCESSORY ITEM:	E5000	E5000X	E8000	E8000X	E9000	E9000X	E9600X	E9700X	E9800X	CITADEL BFS	CITADEL PTS	CITADEL PLUS
ENT-ACC64	•	•	•	•	•	•	•	•	•			
ENT-ACC74	•	•	•	•	•	•	•	•	•	•	•	•
ENT-ACC20	•		•		•							
ENT-ACC53	•		•		•							
ENT-ACC56	•	•	•	•	•	•	•	•	•	•	•	•
ENT-ACC66	•	•	•	•	•	•						
ENT-ACC67		•										

Enterprise beds released during or after 2013 include an X after the name.

Other



ENT-ACC40

Oxylog equipment bracket

Designed to support Oxylog® portable ventilation equipment.


- Safe working load is 20 kg (44 lbs)
- Product weight is 0.5 kg (1.1 lbs)
- Compatible with all Enterprise beds



ENT-ACC63

Control box drip cover for E5000X

- Product weight is 0.35 kg (0.77 lbs)
- Compatible with all Enterprise X series beds



ENT-ACC72

Platform gap actuator cover

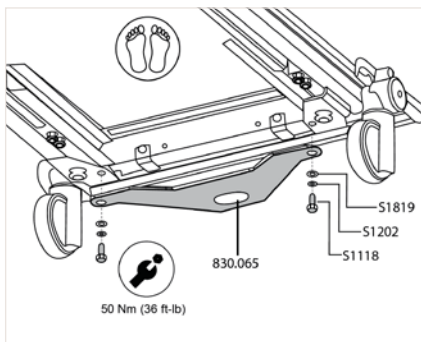
This accessory fits easily and neatly into place underneath the deck sheet.



ENT-ACC81

Footboard hanger bracket for Citadel

- Compatible with all Citadel beds (not Citadel plus)



ENT-ACC82

Transport bracket for Citadel

- Compatible with all Citadel beds (not Citadel plus)



ENT-ACC11

Nurse handset (acp) holder


The handset holder allows the ACP to be positioned at a convenient height and angle at the foot end of the bed.

- Compatible with Enterprise 5000/5000X and Enterprise 8000X beds

ACCESSORY ITEM:	E5000	E5000X	E8000	E8000X	E9000	E9000X	E9600X	E9700X	E9800X	CITADEL BFS	CITADEL PTS	CITADEL PLUS
ENT-ACC40	•	•	•	•	•	•	•	•	•			
ENT-ACC63		•		•		•	•	•	•			
ENT-ACC72		•		•		•	•	•	•			
ENT-ACC81										•	•	
ENT-ACC82										•	•	
ENT-ACC11	•	•		•								

Enterprise beds released during or after 2013 include an X after the name.

Other



ENT-ACC06

Safety side pads $\frac{3}{4}$ for Enterprise 5000/5000x

Safety side pads for $\frac{3}{4}$ length folding safety rails.

- Compatible with all Enterprise 5000 beds
- Supplied as a pair



ENT-ACC31

Side pads

Safety side pads for split safety sides.

- Compatible with Enterprise 5000X, 8000, 8000X, 9000 and 9000X beds
- Supplied as a pair




ENT-ACC17

Jar holder

Designed to hold suitable drainage jars and is positioned at the head end of the bed.

- Capacity 2 litres



ENT-ACC25

Weighing system accuracy & bed levelling

Level indicator that can be used to confirm that the bed frame is in a horizontal position before using the integrated weighing system

- Compatible with Enterprise 9000X and Citadel beds
- Product weight is 65 g

ACCESSORY ITEM:	E5000	E5000X	E8000	E8000X	E9000	E9000X	E9600X	E9700X	E9800X	CITADEL BFS	CITADEL PTS	CITADEL PLUS
ENT-ACC06	•	•										
ENT-ACC31		•	•	•	•	•						
ENT-ACC17	•	•										
ENT-ACC25							•	•	•	•	•	•

Enterprise beds released during or after 2013 include an X after the name.

Not all accessories will be available in all geographies. Some accessories may be added to the instructions-for-use at future updates.

At Arjo, we are committed to improving the everyday lives of people affected by reduced mobility and age-related health challenges. With products and solutions that ensure ergonomic patient handling, personal hygiene, disinfection, diagnostics, and the effective prevention of pressure injury and venous thromboembolism, we help professionals across care environments to continually raise the standard of safe and dignified care. Everything we do, we do with people in mind. www.arjo.com

Arjo AB, Hans Michelsensgatan 10, SE-211 20 Malmö, Sweden. Phone: +46 (0) 10 335 45 00

www.arjo.com